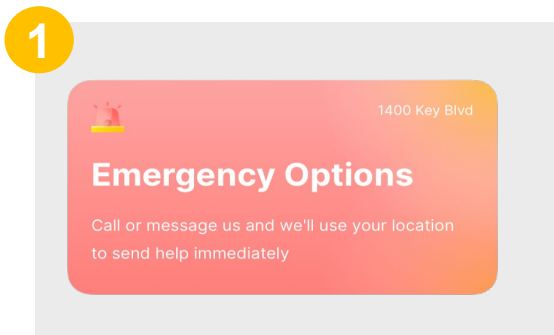
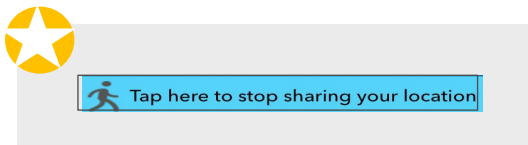


# How to Use: Emergency Options

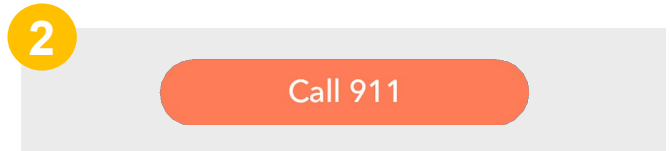
**Knowing who to connect to for help is essential to staying safe, regardless of where you are.**



On the Vector LiveSafe home screen, tap “Emergency Options.”



Enabling any of these options will initiate location sharing with Security. You can turn this off by tapping the blue bar.



Regardless of where you are, use the “Call 911” button to immediately connect with the closest 911 dispatch center. This automatically updates to display and call international emergency numbers based on your location.



“Call Security” is programmed with Security’s emergency number.



“Message Security” enables you to send a discrete chat directly to Security. Security can chat back to ensure you are okay.

## Get The App

1. Scan the QR Code with your Camera on your Mobile Device
2. Click the link that appears on the screen

