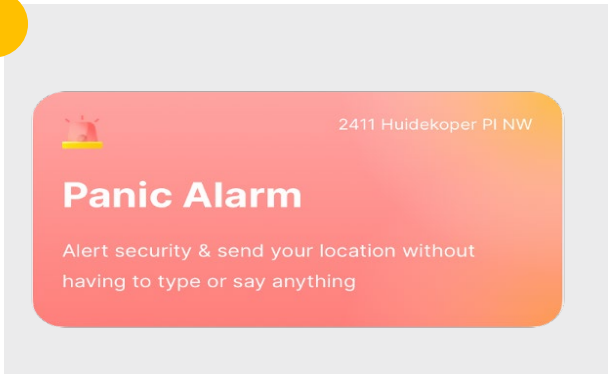


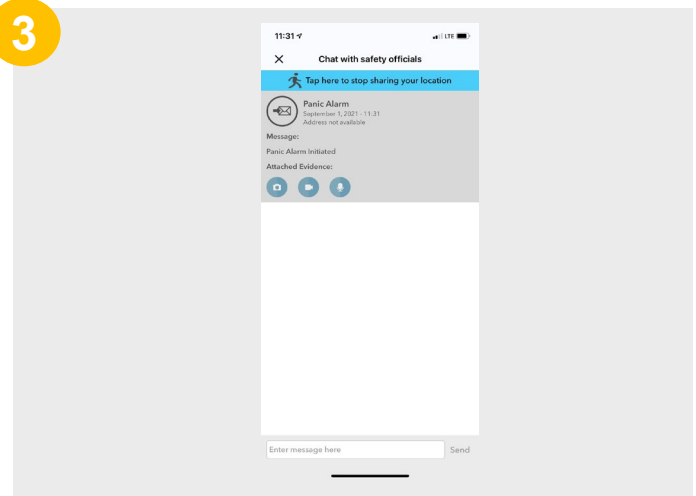
Panic Alarm provides you with a mobile silent panic button that allows you to connect with your Security team quickly and discreetly in an emergency.

1



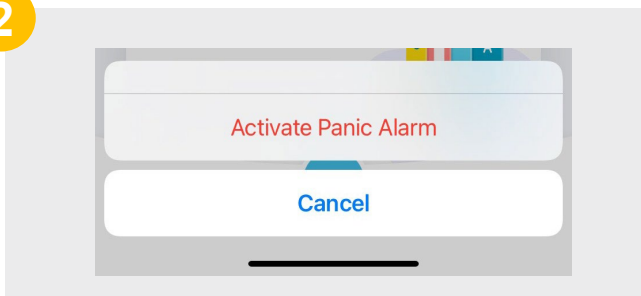
On the Vector LiveSafe home screen, tap "Panic Alarm."

3

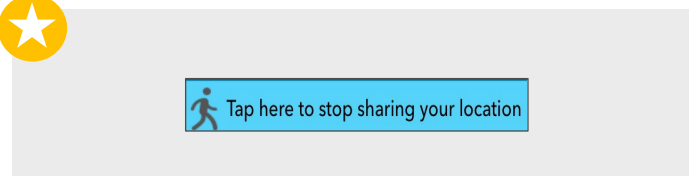


Activating the Panic Alarm will take you to a chat window where you can directly message with Security, if you are able.

2



A confirmation dialogue will appear. Tap "Activate Panic Alarm" to alert the Security team that you need help.



Enabling Panic Alarm will initiate location sharing with Security. You can turn this off by tapping the blue bar.

Get The App

1. Scan the QR Code with your Camera on your Mobile Device
2. Click the link that appears on the screen

