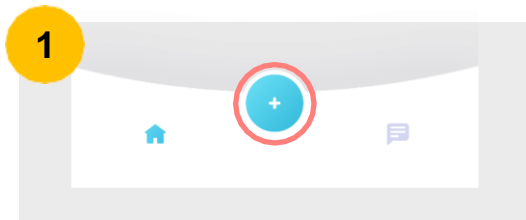



From safety hazards to mental health concerns, “Report Incident” allows you to proactively report safety and security incidents, so they are routed to the right people. Download the App to your mobile device and follow these steps:



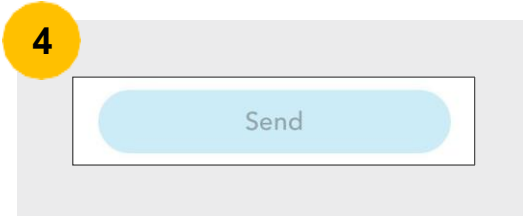
1 Choose “Report Incident” (the button with the plus icon) on the LiveSafe home screen and select the tip type you want to submit to your organization.



2 Enter the information you want to share. Add photos, video clips, or audio files by tapping on the corresponding icon.



3 To send the tip without your name or contact information, tap the “Send anonymously” slider.



4 Submit your incident by pushing “Send.” Your tip is automatically sent to the right people within your organization. You can start a chat to share more info or return home.



Get The App

1. Scan the QR Code with your Camera on your Mobile Device
2. Click the link that appears on the screen

