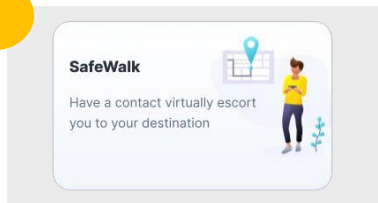



Vector LiveSafe's SafeWalk lets you invite up to three friends, family members or colleagues to virtually walk or drive with you. Share your location information and let them actively follow your progress on a map or choose standby mode to notify them only if you don't reach your destination within the expected time.

1



From the Vector LiveSafe home screen, tap the SafeWalk card to launch SafeWalk.

2




To share your location with a contact, select "Ask friends to watch me walk." Tap "Watch a friend walk" if you want to request to see a contact's location.

3



If you are sharing your location, type in a destination at the top of the screen. You can change this any time by tapping the pin icon.

4



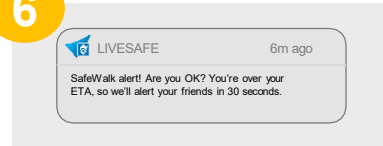
To invite a contact, tap the add contact button and search. You can invite up to three people in one SafeWalk. Tap "Invite now" if you want your contact(s) to be active participants or tap "Not now" to keep them on standby.

5



Select your transportation mode: walking (default) or driving. By tapping on the corresponding icon, your ETA will automatically be adjusted. Manually add or subtract time to your ETA by tapping the "- 1" or "+ 1" buttons.

6



Hands-free smart alerts are sent to your contact(s) if you don't arrive at your intended destination by the estimated time of arrival, when you have arrived, or have summoned help.

Get The App

1. Scan the QR Code with your Camera on your Mobile Device
2. Click the link that appears on the screen

